

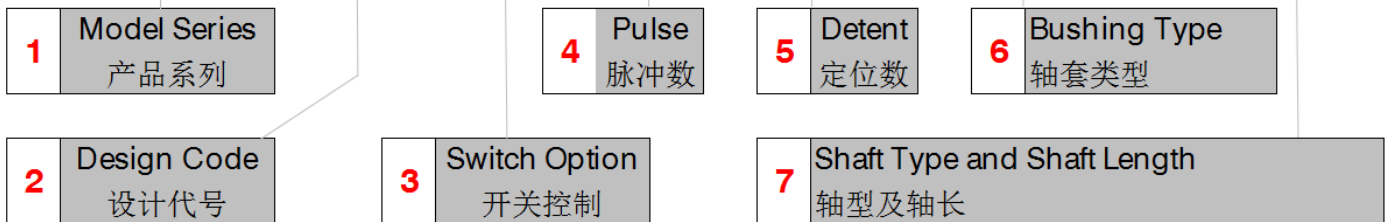


ED12 Series Rotary Encoder

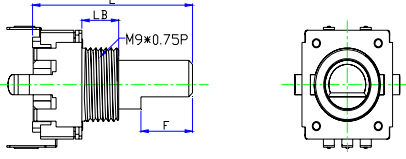
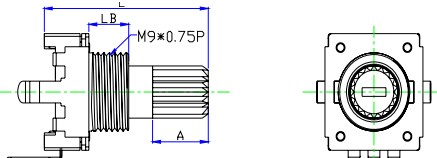


ED12 — 22 — S — 24P — 24LC — M9B5 — F15A7



Ordering Information 订货说明		Code 代码				
1	Moder Series 产品系列	ED12				
2	Design Code 设计代号		See Note 1 (ED12 Series Dimensions) 附件 1 (ED12 系列产品图)			
3	Switch Option 开关控制	S	With Momentary Switch 带瞬时接触开关			
			No Switch 不带开关			
4	Pulse 脉冲数	12P	12 脉冲			
		18P	18 脉冲			
		24P	24 脉冲			
5	Detent 定位数	0	12 Pulse Without Detent 12 脉冲不带定位	Code 代码	LLC	20±10gf.cm
		12	12 Pulse With 12 Detent 12 脉冲带 12 定位			
		0	18 Pulse Without Detent 18 脉冲不带定位		LC	50±20gf.cm
		18	18 Pulse With 18 Detent 18 脉冲带 18 定位			
		0	24 Pulse Without Detent 24 脉冲不带定位		HC	90±20gf.cm
		24	24 Pulse With 24 Detent 24 脉冲带 24 定位			
6	Bushing Type 轴套类型	M9B5	M9 Threaded Bushing, Bushing Length 5mm / 7mm M9 螺纹, 轴套长度可选 5mm / 7mm			
		M9B7				
7	Shaft Type and Shaft Length 轴型及轴长	See Note 2 附表 2				

Note 2: Shaft Type and Shaft Length 轴型及轴长

F 轴		成品长	F17.5	F20	F22.5	F25	F30
		L	17.5	20	22.5	25	30
Y 轴		成品长	Y17.5	Y20	Y22.5	Y25	Y30
		L	17.5	20	22.5	25	30
		LB	5	7	7	7	7
		A	5	7	7	7	7

MECHANICAL SPECIFICATION 机械性能

Operating Temperature 工作温度	-20°C ~ +70°C
Shaft Rotation Force 操作力矩	20gf.cm ~ 200gf.cm
Soldering Heat 焊接温度	260°C , 3~5sec
Push-pull Strength 轴推拉强度	5 Kgf.cm
Total Rotation Angle 全回转角度	360°


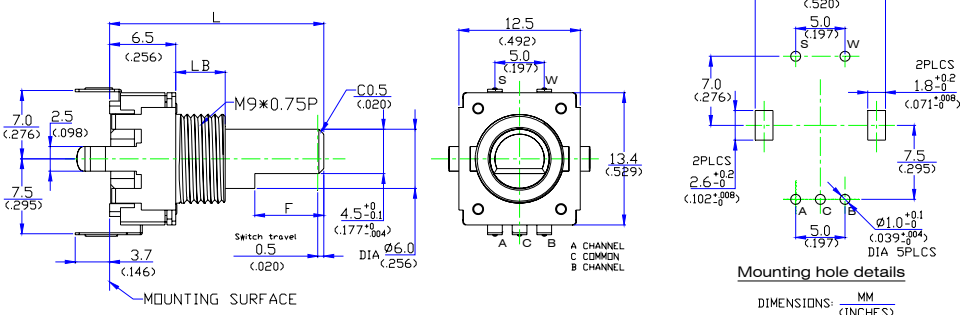

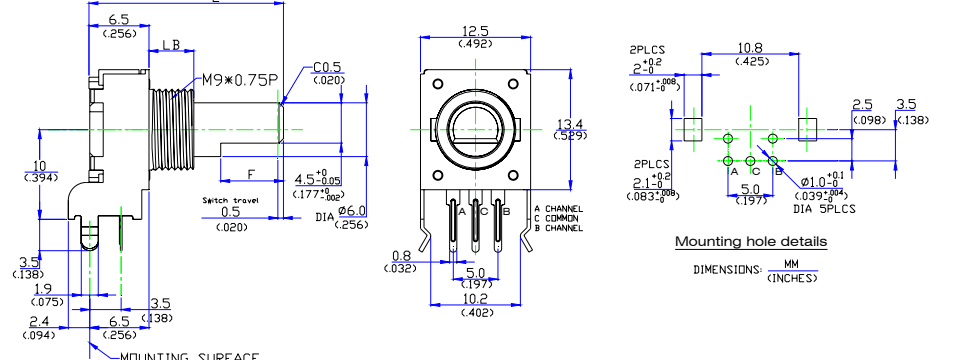

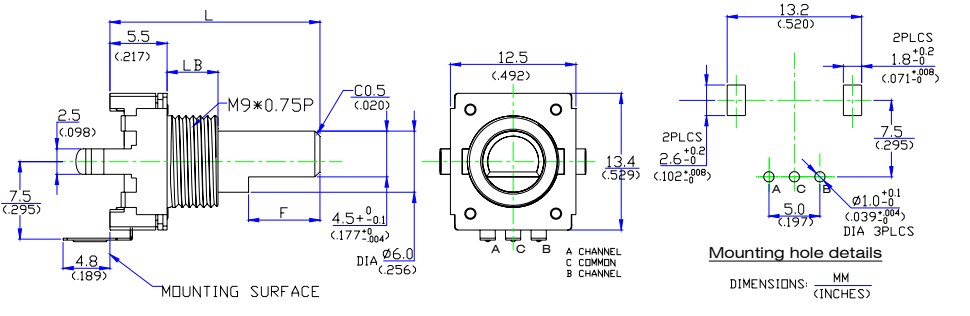

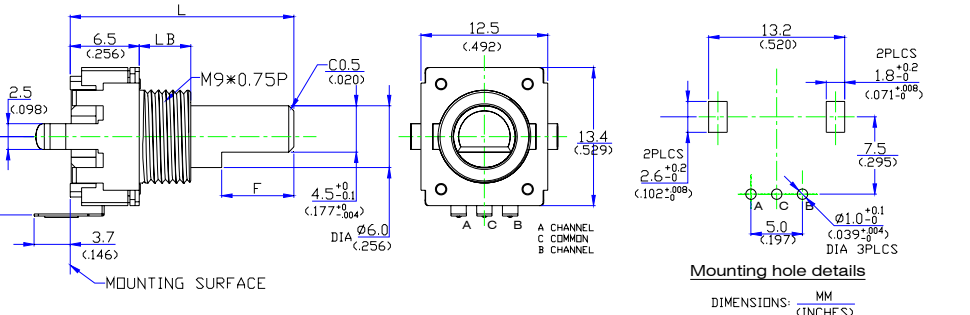

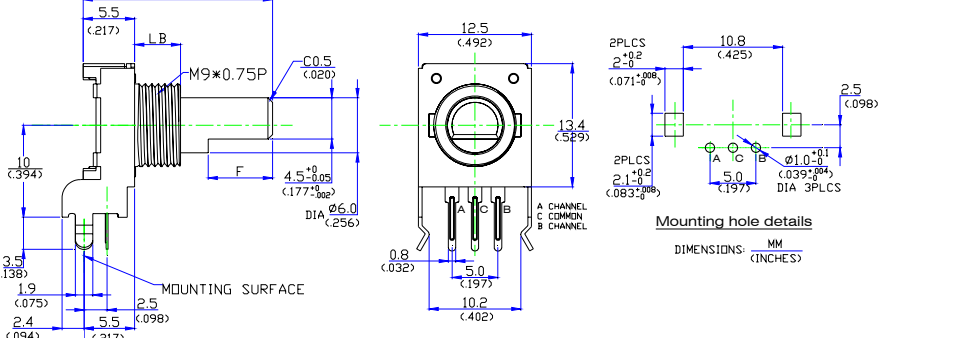
ELECTRICAL SPECIFICATION 电气性能

Power Rating 额定功率	DC5V 10mA(Each Bit)
Output Signals 输出信号	12pulses/18pulses/24pulses, 360°
Locate Point 定位点	12detent points/18detent points/ 24detent points 360°
Phase-Difference ΔT 相位差	0.08T Min.(Measurement shall be made under the condition which the shaft is rotated in 360°/S)
Insulation resistance 绝缘电阻	More than 100M Ω (AT 50V DC)
Contact resistance 接触电阻	1 Ω Max
Withstand Voltage 耐电压	For 1 minute at 100V AC
Rotational life 回转寿命	30 , 000 cycles

PUSH-ON SWITCH SPECIFICATION 推动开关

Switch Travel 开关工作行程	0.5±0.3mm
Switch Operating Force 开关作动力	610±306gf.cm
Switch Power Rating 开关额定功率	DC 12V 10mA
Switch Contact Resistance 开关接触阻抗	3 Ω Max
Switch Life 开关寿命	20,000 Cycles

Note 1 : ED12 Series Dimensions

<p>ED1222S-□P-□C-M9B□-□</p> 	 <p>Technical drawing of ED1222S showing side, front, and mounting hole details views with dimensions in mm and inches.</p>
<p>ED1225S-□P-□C-M9B□-□</p> 	 <p>Technical drawing of ED1225S showing side, front, and mounting hole details views with dimensions in mm and inches.</p>
<p>D1222-□P-□C-M9B□-□</p> 	 <p>Technical drawing of D1222 showing side, front, and mounting hole details views with dimensions in mm and inches.</p>
<p>ED1223-□P-□C-M9B□-□</p> 	 <p>Technical drawing of ED1223 showing side, front, and mounting hole details views with dimensions in mm and inches.</p>
<p>ED1225-□P-□C-M9B□-□</p> 	 <p>Technical drawing of ED1225 showing side, front, and mounting hole details views with dimensions in mm and inches.</p>